

# Pumper Truck Inspection from a Haulers Perspective

(Possible Trip Outside for Show and Tell)

Duane Shelar [Owner - Shelar Sanitation LLC]

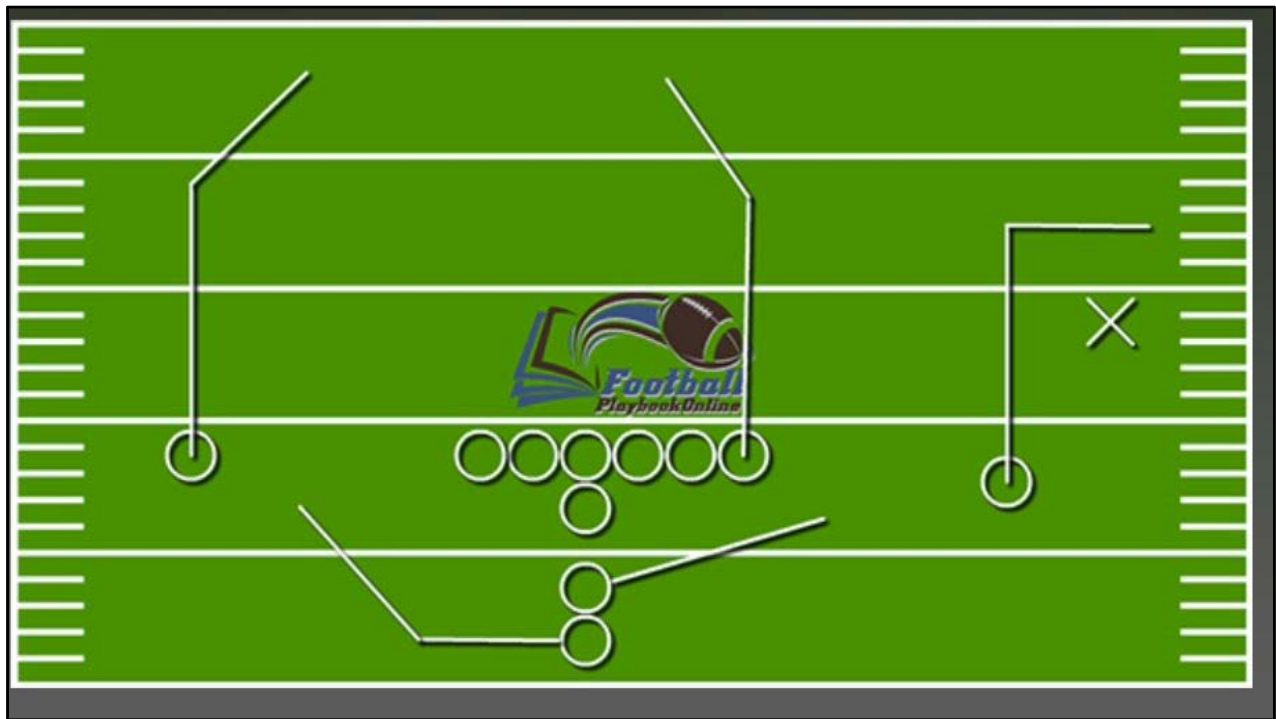
Gregory Braun, R.S. [Jackson County Health Department]

Mark Scott [President - Scott's Excavating]

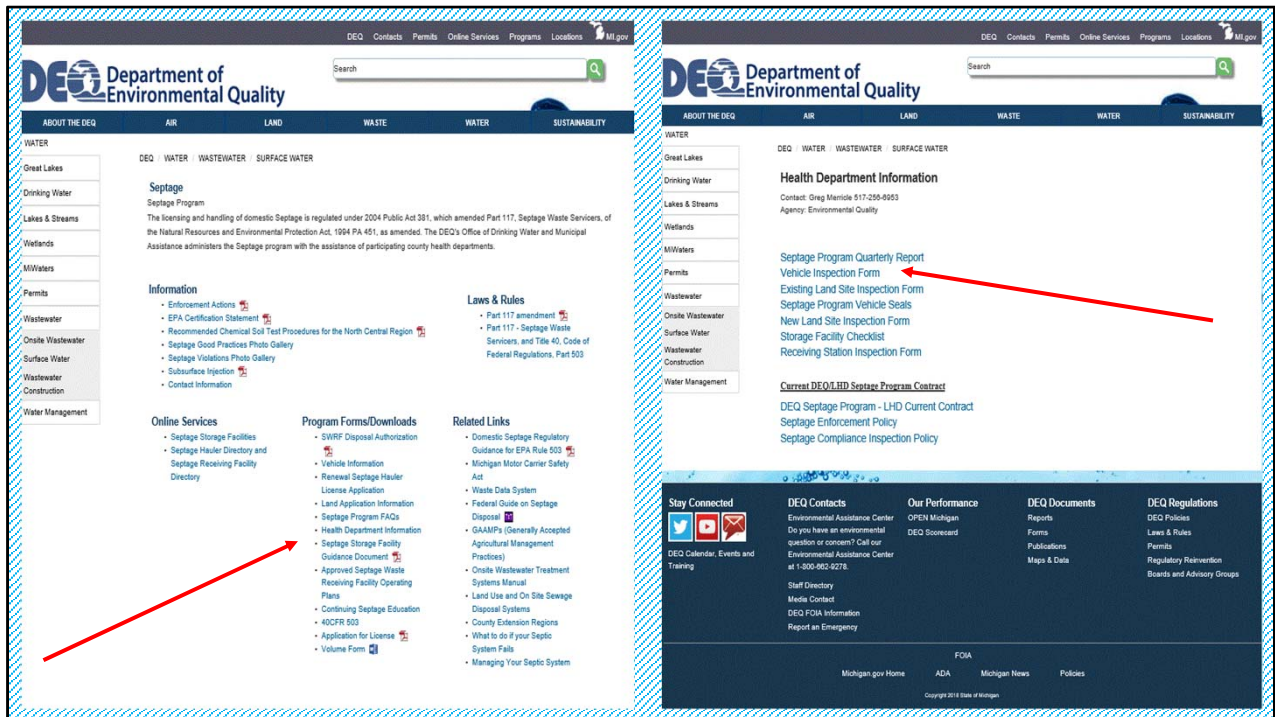
Introductions




A Septic Truck Inspection can be like a football game



Having a copy of the other team' playbook can be very helpful



Well – As a licensed hauler you have this at your disposal.  
A visit to the MDEQ Septage Program web site can help you.  
Under Program Forms/Downloads you will find the MDEQ’s playbook!  
Click on this and find Vehicle Inspection Form



**Department of Environmental Quality**  
**Office of Drinking Water and Municipal Assistance**  
**Septage Waste Program Vehicle Inspection Form**  
 Printed by authority of Part 117 of Act 451, PA 1994, as amended  
[www.michigan.gov/septage](http://www.michigan.gov/septage)

Business Name: \_\_\_\_\_ County: \_\_\_\_\_  
 Owner Name: \_\_\_\_\_ License Plate #: \_\_\_\_\_ Make & Year: \_\_\_\_\_  
 DEQ License #: \_\_\_\_\_ Seal Expiration Date: \_\_\_\_\_ VIN #: \_\_\_\_\_  
 Seal #: \_\_\_\_\_

Annual     Reinspection     Complaint     New Vehicle\*

#	Inspection Point	Yes	No	N/A	Comments
1.*	Is this a DEQ licensed vehicle? If "No", STOP inspection. Notify hauler that vehicle cannot be used until properly licensed. Check "Not In Compliance" under "Recommendation". *NA will apply to a new vehicle for inspection to be licensed. Vehicle's status can be verified by accessing the DEQ Septage Hauler directory on the website at <a href="http://www.michigan.gov/septage">www.michigan.gov/septage</a> .	<input type="checkbox"/>	<input type="checkbox"/>	<input type="checkbox"/>	
2.*	Does the operator carry a septage waste vehicle license in the vehicle? (Sec. 11704.23)	<input type="checkbox"/>	<input type="checkbox"/>	<input type="checkbox"/>	
3.*	Does the Vehicle Identification Number (VIN) on the vehicle match the VIN on the DEQ septage waste vehicle license kept in the vehicle?	<input type="checkbox"/>	<input type="checkbox"/>	<input type="checkbox"/>	
4.*	Are volume records available and complete? (Sec. 11705(1))	<input type="checkbox"/>	<input type="checkbox"/>	<input type="checkbox"/>	
5.	Are the words "licensed septage hauler" and the septage license number on both sides of the vehicle and in 2-inch lettering or larger? (Sec. 11707)	<input type="checkbox"/>	<input type="checkbox"/>	<input type="checkbox"/>	
6.*	Is there a current seal on the vehicle? No expired seal should be on the vehicle and no seal should be on the tank, only on the cab of the vehicle.	<input type="checkbox"/>	<input type="checkbox"/>	<input type="checkbox"/>	
7.	Are the vehicle and accessory equipment clean and in good condition? (Sec. 11705)	<input type="checkbox"/>	<input type="checkbox"/>	<input type="checkbox"/>	
8.	Are visible leaks and offensive odors emanating from the vehicle? (Sec. 11705)	<input type="checkbox"/>	<input type="checkbox"/>	<input type="checkbox"/>	
9.	Does the tank hold a vacuum?	<input type="checkbox"/>	<input type="checkbox"/>	<input type="checkbox"/>	
10.	Are sight gauges or other devices installed and are they functional in indicating the volume of septage waste in the tank? If yes, describe the type.	<input type="checkbox"/>	<input type="checkbox"/>	<input type="checkbox"/>	
11.	Indicate the capacity of the tank in gallons.	<input type="checkbox"/>	<input type="checkbox"/>	<input type="checkbox"/>	

\*Items not applicable to a new vehicle that has not yet been licensed.

**Recommendation**

In Compliance  
 In Substantial Compliance/Reinspection Required. Reinspection will be made on \_\_\_\_\_. All violations must be corrected prior to this reinspection.  
 Not In Compliance. Use of this vehicle is to be suspended immediately.

Additional Comments: \_\_\_\_\_

Inspector (Print): \_\_\_\_\_ Inspector (Signature): \_\_\_\_\_  
 Inspector's E-Mail address: \_\_\_\_\_ Person interviewed for inspection: \_\_\_\_\_  
 Health Department: \_\_\_\_\_ Date of inspection: \_\_\_\_\_

DISTRIBUTION:     Septage Waste Business Owner     Local Health Department     DEQ

Explanation Notes for the Vehicle Inspection Form

EQP 5901 (Rev. 5/2015)

**Recommendation:** For all "Annual", "Reinspection", "Complaint" and "New Vehicle" inspections, check a Recommendation. Do not submit an inspection report without checking one of the three boxes.

**In Compliance** means that the septage waste vehicle has met the minimum requirements of the law based on the overall assessment of the inspection points stated above. The vehicle may have minor violations that may not require immediate correction but requires correction before the next annual inspection.

**In Substantial Compliance/Reinspection Required** means that the septage waste vehicle has met the minimum requirements of the law based on the overall assessment of the inspection points stated above. It is determined that the vehicle has violations that require immediate correction for reinspection within 15 days from the date of the initial inspection. If this box is checked, inspector must also complete the "Reinspection" date.

**Not In Compliance** means that the septage waste vehicle has not met the minimum requirements of the law based on the overall assessment of the inspection points stated above. It is determined that the vehicle has violations that require the immediate suspension from use of the vehicle. The vehicle can be used only if it comes into compliance by correcting all the violations and re-inspected at a date and time to be arranged by the inspector and the hauler.

**Reinspection:** Conduct a reinspection within 15 days from the initial inspection if the vehicle is "In Substantial Compliance". Notify DEQ in writing or other means if more than 15 days will be needed to correct the violation(s) before reinspection.

**Item #1 Licensed Vehicle** - Inspect only DEQ licensed vehicles and new vehicles requested by DEQ to be inspected.

**Item #2 Septage Vehicle License** - The operator is expected to carry a copy of the septage vehicle license at all times in each vehicle and display the license upon request.

**Item #3 Vehicle Identification Number (VIN):** The VIN on the septage vehicle license kept in the vehicle should match the VIN on the vehicle. If it does not match, check to make sure the right vehicle is being inspected before you proceed. For a new vehicle, a septage vehicle license will not have been issued yet.

**Item #4 Federal Motor Carrier Safety Regulations (FMCSR)** - See the Septage Program website for information about this requirement.

For additional information, check the following links:  
 Federal Site: <http://www.fmcsa.dot.gov/>  
 Michigan State Police Site: <http://www.michigan.gov/mspd/0,1607,7-123-1564-17161--00.html>

**Item #5 Volume Records** - The volume records shall include the date, location and volume of septage waste pumped and where disposed. If disposed on land, vector/pathogen controls and the U.S. Environmental Protection Agency certification statement shall be included on the "Land Application Volume Record" form. If volume records are not available in the vehicle, check the business office for available and complete records.

**Item #6 Licensed Septage Hauler/Septage License Number** - The display should be on all septage waste vehicles including new vehicles. New haulers should contact DEQ for their septage license number.

**Item #7 Seals** - A current seal should be on all vehicles if the business owner has paid the annual maintenance fees. If current seals have not been received, the business owner should contact DEQ. Check current year seal number and color in DEQ Septage Program website listed above. New vehicles will not receive current seals until the vehicle is inspected and certified to be in compliance.

**Item #8, 9, 10, and 11** - These items are about the structural integrity, safety, cleanliness of the vehicle and accessory equipment. All equipment should be in good repair and functional. Check other items of the vehicle such as hoses, gauges, access openings, pumps, valves, etc.

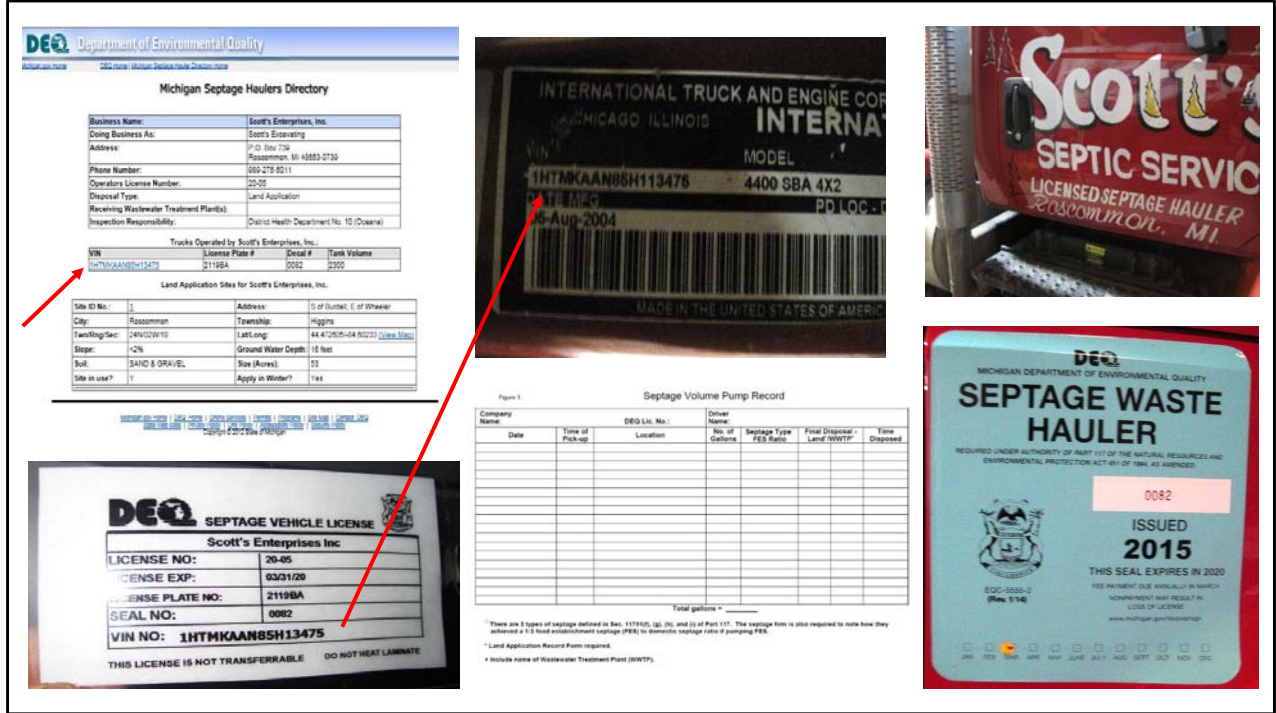
**Item #12 - Capacity of the Tank** - Indicate the septage waste carrying capacity of the tank. If a compartment of the tank carries clean water, that information may be indicated separately but should not be combined with the septage waste capacity. If the tank capacity is not known, the business owner should contact the manufacturer to get information about the tank.

**Violations & Corrections** - All violations require correction and reinspection. Some violations will require quicker correction time than others. See comments under "Reinspection" above. But all violations should be corrected before the next annual inspection. For new vehicles, violations should be corrected quickly for license to be issued in a timely matter. All violations should be communicated to the business owner in writing in one form or another.

**Readiness of New Vehicle:** A new vehicle is expected to be ready for inspection at the time of inspection. If the new vehicle is not ready for inspection, document it on the inspection form and send to DEQ.

**Distribution:** A copy of the inspection form or an inspection letter shall be given to the septage waste business owner.

The Septage Waste Program Vehicle Inspection Form with instructions for the inspector can be in your hands  
 A quick read of the requirements can help you better prepare for your inspection.




1. Photo in the upper left corner is what information on your truck might look like (#1 on the MDEQ form).
2. Photo under this is what your Septage Vehicle License might look like (#2 on the MDEQ form).
3. Top center photo shows a photo of the Septage Vehicle VIN this should match the one on the Vehicle License (#3 on the MDEQ form).
4. The center lower photo shows a generic copy of what your Septage Volume Pump Records might look like (#4 on the MDEQ form).
5. The upper right photo shows the words “Licensed Septage Hauler.” These should be on both sides of the vehicle in minimum 2” high lettering (#5 on the MDEQ form).
6. The lower right corner shows a copy of the current Septage Waste Hauler license. This should be on the cab of the truck (#6 on the MDEQ form).



7. Are the vehicle accessory equipment clean and in good condition? (#7 on the MDEQ form).

8. Are visible leaks and offensive odors emanating from the vehicle? (#8 on the MDEQ form).



"WHEW! Let me guess: You're the guy who died in the septic tank explosion."

9. Does the tank hold a vacuum? (#9 on the MDEQ form).





10. Are sight gauges or other devices installed and are they functional in indicating the volume of the septage waste in the tank? If yes, describe the type. (#10 on the MDEQ form).

11. Indicate the capacity of the tank in gallons. (#11 on the MDEQ form).



Hope of a successful inspection

Trip outside to review Duane Shelar's Vacuum Truck